

Art, Architecture and Geometry

Robin Mankel

Brighton High, Boston Public Schools, Boston, MA

Email: robin.mankel@gmail.com

Additional Resources:

<http://rmankel.wordpress.com/resources/>

Overview

Why should I incorporate art and architecture?

Geometry is all around us.

You can easily incorporate this real-life geometry into your curriculum.

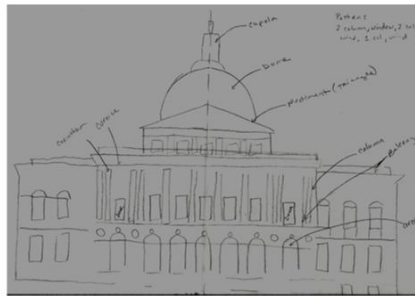
These changes promote engagement and achievement.

How can I incorporate geometry into my teaching?

- 1) Projects
- 2) Adjusting Common Strategies
- 3) Quick Integration

The State House Project


Project #1 of 2



Architectural Description	Figure		Dimensions	Area of the Individual Figure	Combined Area of these figures	Perimeter of the Individual Figure	Combined Perimeter of these figures
1)		Drawing:					
		Scale:					
2)		Drawing:					
		Scale:					

3-D Model Project

Project #2 of 2



Flexible Thinking

Students determine and apply different methods to solve the same problem. Then they compare and evaluate the methods for the given situation.

Adjusting
Common Strategies



Stations Activities

Composition of 2-D & 3-D Figures

Adjusting
Common Strategies

In small groups, students identify figures, measure dimensions, and apply formulas to answer given questions for a variety of compositions of figures.



Student-Created Questions

Adjusting
Common Strategies



When given a topic and photo, small groups of students create a question that would require the use of that method. The groups exchange photos and solve their classmates' problem.




Quick Integration

Hooks, Vocabulary, Problem-Solving


Quick Integration



Lines of Symmetry



Pythagorean Theorem, diagonals of a quadrilateral, transformations



Tools of Geometry:
Identify and name points, lines, and planes

