

Gathering Data

Grab two post-its and put your name on both. Answer the questions below and put your post-its on the charts.

How many sodas do you drink per week?

How many glasses of water do you drink per day?

Japanese Lesson Study: A Model for Teacher-Led Professional Development

Eric Appleton, Tyler Holzer, Solange Farina, Mark Trushkowsky
CUNY Adult Literacy/HSE Program, Borough of Manhattan
Community College & Fifth Avenue Committee



Agenda

Launch: data gathering activity

What is lesson study?

Introducing our research lesson

A taste of our lesson: Comparing visual representations...

...as students

...as teachers

Video clips

What we learned

“The idea is simple: teachers come together with a shared question regarding their students’ learning, plan a lesson to make student learning visible, and examine and discuss what they observe. Through multiple iterations of the process, teachers have many opportunities to discuss student learning and how their teaching affects it.”

Aki Murata, 2011

Steps of Lesson Study

1. Form a group
2. Choose a subject area: Where is there a gap in students' learning?
3. Define the overarching and content goals
4. Plan the research lesson
5. Teach and observe the lesson
6. Debrief and revise the lesson
7. Teach and observe the lesson a second time
8. Reflect on the process

Planning our Research Lesson

- Teachers from six different adult education programs
 - CUNY and community-based organizations
 - Full-time and part-time teachers
- Our original schedule
 - Eight 3-hour meetings in summer 2015
 - One 3.5-hour research lesson in August 2015
- Stipend provided by BMCC
- Support of program directors

Beginning Our Research Lesson

- Read articles about lesson study
 - “A Lesson Is Like a Swiftly Flowing River,” Lewis and Tsuchida (1998)
- Researched data and statistics
 - *How to Lie with Statistics*, Huff (1954)
 - *A Problem Solving Approach to Mathematics for Elementary School Teachers*, Billstein, et al (2016)
- Established overarching goals and content goals
- Chose a topic: Sugar consumption in the United States

Our Lesson Study Goals

- Our overarching goal: We want students to be problem-solvers and to feel like they have a voice in society.
 - Be **inquisitive** about math/world connections and use math to navigate their world.
 - Be **generous** and compassionate, and think about how to work with others.
 - Experience a sense of **joy** in learning and become teachers themselves.
- Our content goal: Students will compare the effectiveness of visual representations and create their own based on real-world data.

Outline of Our Lesson


1. Generate Data: Post-It Activity
2. Order Beverages by Sugar Content
3. Watch New York City PSA about Sugar
4. Compare Visual Representations of Sugar Data
5. Create a Visual Representation of Sugar Data

Comparing Visual Representations

SUGAR ADDICTION


RECOMMENDED
DAILY
TEASPOONS:

6



FOR WOMEN

9



FOR MEN

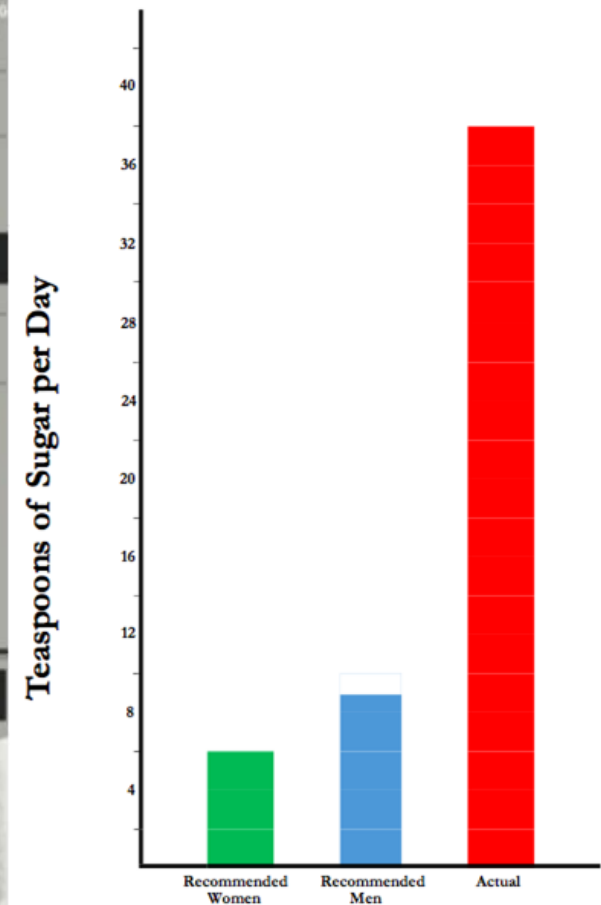
WHAT WE ACTUALLY CONSUME:



38



Sugar: Too Much of a Sweet Thing



Adapted from American Heart Association

Now put on your student hat: For each graph, answer the following:

Sugar Addiction

Sugar: Too Much of a Sweet Thing

130 Pounds

- How does each representation get its message across?
- What is effective about each graph?
- What makes it effective or powerful?

Predicting Students' Responses

Now think about your students. Work with a partner on the following:

- What would your students do/say while looking at these visual representations?
- What would you do/say to support their learning?

Steps of Lesson: Learning Activities/ Key Questions	What Are Students Doing? Expected Responses	Teachers Response to Students
<p>Comparing Visual Representations (45 min.)</p> <p>Purpose: Comparing the effectiveness of different visual representations with the goal of identifying criteria for evaluation, prepares students to create their own representation, provides a model, discussion of audience/purpose, gives data they might use</p> <p>Take a quick poll: <i>How much sugar do Americans consume? (Using any measure you choose)</i></p> <p>Pair/share, then group conversation. Record student estimates on the board.</p> <p>Say: <i>“This question of sugar consumption is something that has been studied extensively. Now we’re going to look at some of that data represented visually.”</i></p> <p>Put students into groups of 3 or 4.</p> <p>Hand out three different visual representations.</p> <p>Give students 3-5 minutes to look at the graphs. <i>What do you notice?</i></p> <p>Ask: <i>In general, what messages are these visual representations trying to convey?</i></p> <p>Give out Comparing Graphics handout:</p> <ul style="list-style-type: none"> ● How does each representation get its message across? ● What is effective about each graph? 		

Our Students Comparing Representations



What do you notice?

Challenges

Planned for 8 meetings, had 20+ meetings

Project lasted one year instead of one summer

The group lost two members

Funding ran out

Coordinating meeting times/dates

Fitting research lesson into curriculum sequence

Lesson study is not about the lesson; it's about professional growth.

Developed collegial relationships across programs

Learned to step up, step back

Grounded conversation about teacher moves

Detailed discussions about scaffolding and sequencing

Learned how to build from student knowledge and experiences

Investment in the process

Contact Us:

Eric · @eappleton · eric.appleton@cuny.edu

Solange · @stregasol · soul.farina@gmail.com

Tyler · @rezloh · tyler.s.holzer@gmail.com

Mark · @mtrushkowsky ·

· mark.trushkowsky@cuny.edu

Web Sites:

nyccami.org · MathMemos.org · CollectEdNY.org

Steps of Lesson: Learning Activities/ Key Questions	What Are Students Doing? Expected Responses	Teachers Response to Students
<p>Comparing Visual Representations (45 min.)</p> <p>Purpose: Comparing the effectiveness of different visual representations with the goal of identifying criteria for evaluation, prepares students to create their own representation, provides a model, discussion of audience/purpose, gives data they might use</p> <p>Take a quick poll: <i>How much sugar do Americans consume? (Using any measure you choose)</i></p> <p>Pair/share, then group conversation. Record student estimates on the board.</p> <p>Say: <i>“This question of sugar consumption is something that has been studied extensively. Now we’re going to look at some of that data represented visually.”</i></p> <p>Put students into groups of 3 or 4.</p> <p>Hand out three different visual representations.</p> <p>Give students 3-5 minutes to look at the graphs. <i>What do you notice?</i></p> <p>Ask: <i>In general, what messages are these visual representations trying to convey?</i></p> <p>Give out Comparing Graphics handout:</p> <ul style="list-style-type: none"> ● How does each representation get its message across? ● What is effective about each graph? 	<p>Students will use background knowledge to interpret visual representations.</p> <p>Students will have an emotional response to the information represented, which may interfere with looking at the facts represented.</p> <p>Students will struggle with understanding graphs mathematically and need time to process the data.</p> <p>Students discuss the effectiveness of the visual representations separately from their content.</p>	<p>Validate emotional response to the data, but focus on mathematical evidence in the visual representations. Help students with specificity, using evidence to think about actions outside of the classroom students may take as a result of looking at these graphs.</p> <p>Infographic: <i>How many teaspoons was consumed in 1820 in 5 days? What about in 2012? How has sugar consumption changed?</i></p> <p>Bar graph: <i>What does each bar represent? How is this graph similar to and different from Sugar Addiction?</i></p> <p>Pictograph: <i>Why did the author choose this title? What does each spoon represent? Why do you think the recommended daily teaspoons is different for men and women?</i></p>

Steps of Lesson: Learning Activities/ Key Questions	What Are Students Doing? Expected Responses/Reactions	Teachers Response to Students
<p>Comparing Visual Representations (45 min.)</p> <p>Purpose: Comparing the effectiveness of different visual representations with the goal of identifying criteria for evaluation, prepares students to create their own representation, provides a model, discussion of audience/purpose, gives data they might use</p> <p>Take a quick poll: <i>How much sugar do Americans consume? (Using any measure you choose)</i></p> <p>Pair/share, then group conversation. Record student estimates on the board.</p> <p>Say: <i>“This question of sugar consumption is something that has been studied extensively. Now we’re going to look at some of that data represented visually.”</i></p> <p>Put students into groups of 3 or 4.</p> <p>Hand out three different visual representations.</p> <p>Give students 3-5 minutes to look at the graphs. <i>What do you notice?</i></p> <p>Ask: <i>In general, what messages are these visual representations trying to convey?</i></p> <p>Give out Comparing Graphics handout:</p> <ul style="list-style-type: none"> ● How does each representation get its message across? ● What is effective about each graph? ● What makes it effective or powerful? 		

Selected Bibliography on Japanese Lesson Study

Books

Fernandez, C., & Yoshida, M. (2004). *Lesson study: A Japanese approach to improving mathematics teaching and learning*. Routledge.

Lewis, C. C. (2002). *Lesson study: A handbook of teacher-led instructional change*. Research for Better Schools.

Lewis, C. C., & Hurd, J. (2011). *Lesson Study Step by Step: How Teacher Learning Communities Improve Instruction (With DVD)*. Portsmouth, NH: Heinemann.

Stigler, J. W., & Hiebert, J. (1999). *The Teaching Gap*.

Articles

Lewis, C., & Tsuchida, I. (1998). A lesson is like a swiftly flowing river. *American Educator*, 22(4), 12-17.

Takahashi, A., & Yoshida, M. (2004). Ideas for Establishing Lesson-Study Communities. *Teaching children mathematics*, 10(9), 436-443.

Websites

Columbia Teachers' College Lesson Study Research Group web site:
<http://www.tc.columbia.edu/lessonstudy>

A LESSON IS LIKE A SWIFTLY FLOWING RIVER

How Research Lessons Improve Japanese Education

BY CATHERINE C. LEWIS AND INEKO TSUCHIDA

IN RECENT years, Japanese elementary school teachers have succeeded in making a basic change in their approach to science teaching. They have shifted from “teaching as telling” to “teaching for understanding,” and they accomplished this as they taught their classes and continued with their usual professional duties. How did they achieve this remarkable change? As we investigated the question over the past three years, Japanese teachers repeatedly pointed to the impact of “research lessons” (*kenkyuu jugyuu*) as central to individual, schoolwide, and even national improvement of teaching.

Studying Pendulums

Forty Japanese fifth-graders, working in pairs, weight small wire pendulums with clay and “race” them. They are trying to figure out which of three variables suggested by the class—the length of the wire, the clay’s weight on the pendulum, or the angle of release—affect the pendulum’s cycle time. The students are intent on their investigations, so they pay little attention to their teacher’s tape recorder or to the more than twenty observing teachers who are taking detailed notes, snapping flash pictures, and recording the lesson on videotape.

Catherine C. Lewis is author of Educating Hearts and Minds: Reflections on Japanese Preschool and Elementary Education (Cambridge University Press, 1995), which was named outstanding academic book of 1995 by the American Library Association’s Choice. She is a senior research psychologist at the Developmental Studies Center, Oakland, California (www.devstu.org). Ineko Tsuchida has conducted cross-national research in Japanese and U.S. elementary classrooms for nearly ten years and is the author of numerous articles and papers.

After the lesson, the teachers move to another room to discuss what they’ve just observed. The classroom teacher, Mr. Ohara, begins by explaining that the lesson was designed to see whether students would demonstrate scientific thinking by “untangling the three variables...to study them one at a time.” A lively debate ensues. Several teachers argue that it would have been better to tell students to control the variables since few did so spontaneously, but other teachers disagree.

Some teachers also say that using a stopwatch to measure the impact of the variables would have been preferable to comparing the pendulums side by side. Mr. Ohara explains that he rejected the idea of a stopwatch because fifth-graders take differences of just a hundredth of a second very seriously, and they would have been likely to draw erroneous conclusions about a variable’s effect. Other teachers counter that fifth-graders are old enough to discuss and understand measurement error. As the two-hour colloquium on the lesson draws to a close, teachers offer their opinions on how Mr. Ohara should structure the next day’s lesson in which students will report and discuss the results of their (often uncontrolled) experiments. Once again, tomorrow’s lesson will be observed, recorded, and discussed by teachers from within and outside the school.

What Are Research Lessons?

Research lessons are actual classroom lessons, taught to one’s own students, but they embody a number of special features that set them apart from an everyday class:

- *They are observed by other teachers.* A research lesson is always given before an audience of other teachers. Sometimes the observers are limited to other teachers in the school or to the faculty with a

few invited outside commentators. But research lessons can be open to teachers from a district, town, region, or even the whole of Japan.

■ *They are carefully planned, usually in collaboration with one or more colleagues.* In one school we studied, the four third-grade teachers met regularly for several months to discuss how to promote students' "initiative" in the study of science. When they decided that asking productive questions was a key, the teachers came up with strategies designed to encourage such questions. They honed their strategies by watching one another's lessons and discussing them. Finally, one of the teachers presented their new approach to the entire faculty as a research lesson while the other teachers recorded the session and distributed written background materials presenting highlights of their months of work together.

■ *They are focused.* Research lessons are designed to embody a particular goal or vision of education. Teachers often choose a goal that is part of the current national debate about education. Examples of such goals from the research lessons we observed included helping students to "take initiative as learners," "be active problem-solvers," "be active problem-seekers," "develop scientific ways of thinking," and "develop their individuality." Research lessons can also be used to develop and demonstrate a successful approach to a particular topic—for example, to help children understand solar cells or grasp the connection between sound and vibration.

Other teachers do not consider research lessons as finished products that they are to take up and use without any alteration. The lessons are examples of a particular goal or vision in action, and individual teachers feel free to draw on them as appropriate to their own philosophy and classroom.

■ *They are recorded.* Usually teachers record these lessons in a number of ways, including one or more videotapes, one or more audiotapes, narrative and/or checklist observations, and copies of student work. Recording is focused on particular issues of interest to the instructing teacher. For example, we observed lessons in which the teacher asked colleagues to tally the number of students who volunteered their ideas during whole-class discussion, record the discussion in each small group, and transcribe all comments made by three selected children (one very shy, one outspoken, and one very knowledgeable in science).

■ *They are discussed.* The faculty, sometimes joined by outside educators, discusses the research lesson during a colloquium or panel discussion. Typically, such a gathering begins with presentations by the teachers who planned and taught the lesson. Then, teachers who observed the lesson comment on its strengths and weaknesses and ask questions. Often an invited outside educator or researcher also comments on the lesson.

Types of Research Lessons

The most common research lesson is the in-school re-

During the two days of research lessons, the elementary school attracted nearly five thousand educators.

search lesson (*kounai kenkyuu jugyuu*). These take place regularly at ordinary elementary schools throughout Japan. As one Japanese elementary teacher told us:

The research lesson system is valued very highly by Japanese teachers. You find it even in very isolated mountain schools where there are fewer than twenty students. You won't find a school without them. That's one reason why the education throughout Japan is fairly standard, whether you're talking about Tokyo schools or the remotest mountain school.

Another teacher told us that research lessons were common because they were of such basic importance: "Why do we do research lessons? I don't think there are any laws [requiring it]. But if we didn't do research lessons, we wouldn't be teachers."

Teachers themselves decide the theme and frequency of research lessons. At the schools we studied, the lessons might occur several times a year or even as often as once a month.

A second type of research lesson is the public research lesson (*koukai kenkyuu jugyuu* or *gakushuu kenkyuu happyoukai*). These research lessons are open to teachers from outside the school, and invitations may be sent to educators in the local district, the region, or even the whole of Japan. When schools receive grants to develop some part of their educational program—such as computer instruction or international education—they are often expected to conclude their work with a public research lesson. Public research lessons like these also help prepare teachers for changes in Japan's national curriculum. For example, when a new subject—life environment studies—replaced science and social studies for first and second-graders, teachers flocked to research lessons at schools that had pioneered the new subject.

Perhaps the largest and best-known public research lessons are those conducted several times a year at national elementary schools, the seventy-three selective-admission public schools throughout Japan where new educational approaches often originate. When we emerged from a Tokyo subway station in 1996 to attend a research lesson at a national elementary school, the broad walkways leading to the school were jammed with educators from all over Japan, in a scene reminiscent of the huge crowds that pay homage at shrines on New Year's Day. During the two days of research lessons, the elementary school attracted nearly

five thousand educators. As lessons went on throughout the school, dozens of teachers crowded inside each classroom, and dozens more looked in from the hallways through large sliding windows. Visitors all received background materials on lesson goals, philosophy, and the larger unit of which the lesson was a part. During panel discussions following the lessons, they questioned the teachers about their lessons, exchanged views, and listened to the teachers' own assessments of what went well and what went poorly.

Research lessons occur in many other contexts. For example, at the annual conference of Japan's Elementary Science Education Association, which rotates yearly to different regions of Japan, the thousand or so teachers who are attending spend most of their time observing and discussing research lessons. Only at the end of the conference do participants assemble for a plenary session. Research lessons are also central to the work of many teachers' study circles and school districts' professional development (for example, the required professional development that is provided in some districts during the first, fifth, and tenth years of teaching).

Like Rings of Water in a Pond: The Impact of Research Lessons

Research lessons are centered in the practice of ordinary teachers in ordinary classrooms. But their impact does not stop there because, at the same time, a mechanism exists that allows these examples of good practice to be disseminated all over the country and thus contribute to the improvement of Japanese education.

1. Improving Classroom Practice

The teachers we interviewed were often very specific about the role research lessons had played in their own professional development. For example, the comments from other teachers helped them to see things about their teaching that might otherwise have escaped them. One teacher put it this way:

Research lessons help you see your teaching from various points of view.... A lesson is like a swiftly flowing river; when you're teaching you must make judgments instantly. When you do a research lesson, your colleagues write down your words and the students' words. Your real profile as a teacher is revealed to you for the first time.

The comments on a research lesson often take the form of tips and suggestions like the ones offered to these three teachers:

As a brand new teacher, my colleagues who saw my research lesson told me I talked too fast. They were right. My students were having a hard time keeping up with what I said, and I didn't even know it!

I was told after a research lesson that I talked too loudly and scared the children. I had never taught first grade before, just upper grades, and I didn't realize how big my voice sounded to young children. They weren't used to a male voice.

A teacher who saw my research lesson commented that it was taking me a lot of time to write on the blackboard each word of every student comment—that I should just write brief phrases instead.

In one research lesson, an observing teacher told her colleague, "Only 47 percent of the children spoke up today during your science lesson. To increase participation, you might have quickly polled all students, especially since you already had their names on magnets."

When we asked how they had been able to change their teaching practice from lecture-centered to student-centered science, teachers often mentioned strategies they had picked up at research lessons. One teacher talked about a technique for bringing the previous day's discussion back to life:

I've learned a lot from [the research lessons given by] other people. For example, to write on chart paper rather than the blackboard. That way, you can save it as a record. You can pull it out at the beginning of the next lesson, and the image of the prior lesson comes to mind immediately. Typically . . . there are some kids who have a hard time remembering. But if you have the poster paper, everyone can remember. You can also pull out the charts to show the path of learning over the year; you can reflect on the path of learning.

The same teacher said that a research lesson had taught him how to get a debate going when an overwhelming majority of the students are in basic agreement about the point under discussion:

If there's just one child holding the "B" point of view, and the rest of the class holds the "A" point of view, the child holding B may feel bad if you stimulate a debate between views A and B. The B child may feel alone, and want to switch to be with the majority. That's a kind of torture for children. One thing many teachers will do in that situation is to take the B point of view themselves. But then the teacher is talking a lot, instead of the students. What I learned is that you can ask children how sure they are of the viewpoint they espouse. Are they 100 percent sure, or 80 percent sure, or half sure? Then you can ask what their doubts are about the idea, and have a debate between people who do and don't have doubts of a certain kind.

In addition to seeing research lessons as a source of feedback and of new techniques, teachers described how the lessons influenced their philosophy of teaching. For example, one teacher recalls that research lessons led to a radical change in his ideas about education:

[Before I joined the teachers' research group], I had always seen education as teachers giving knowledge to children, as a top-down process. Through my work with the elementary science research group, I came to see education not as giving knowledge to children but as giving them opportunities to build their own knowledge. Initially, that was not what I believed. Even when I saw it in practice, I couldn't believe in it at first. When I first saw lessons in which children were building their own knowledge, I thought, "Is this kind of instruction really OK? It takes so much time." But then I began to realize that if children don't experience something, they don't understand it. They can memorize it, but when the time comes to use it, they can't.

2. Spreading New Content and Approaches

When a new topic—such as solar energy—is added to the curriculum, it often becomes a popular focus for

research lessons. The research lessons, which are held at schools where the new curriculum is developed and tried out, give teachers a chance to think through problems and question other teachers who have already worked with the new material in the classroom. In the discussion that followed a fourth-grade research lesson on solar energy, a teacher, who obviously did not consider herself an expert on the subject matter, was able to resolve a question that troubled her:

I want to know whether the three conditions the children described—to put the battery closer to the light source, “to make the light stronger,” and “to gather the light”—would all be considered the same thing by scientists. They don’t seem the same to me. But I want to ask the teachers who know science whether scientists would regard them as the same thing.

In addition to helping teachers understand new content being added to the curriculum, research lessons can also give them a chance to talk and think about the reasons for the changes. After the same solar energy research lesson, another teacher commented:

I haven’t taught fourth-graders for a while, so I have no idea how and why solar batteries were added to the curriculum. I’m only guessing that including solar batteries reflects adults’ hope that children will become . . . interested in solar energy and thereby help Japan. Science education specialists might be concerned about children using the proper vocabulary or setting up certain experimental conditions, but if the goal of including solar batteries in the curriculum is to get children interested in the fact that electric current can be changed by light, then Mr. Hori’s lesson fulfilled that. So I’d really like to know the reason why solar batteries were included as a new curriculum material for fourth-graders.

When we asked principals how they helped teachers shift to “life environment studies,” the subject that replaced primary science and social studies, many, like this assistant principal, mentioned the importance of research lessons:

The way to improve life environment studies is to see many good actual examples. We can do that by going to lots of schools that are doing presentations and research lessons on life environment studies. Many people from this school have gone. Each school has its own way of approaching the new subject. Some are appropriate for your school, some aren’t. What works elsewhere might not work at your school because the children are different. So you need to see lots of examples.

3. Connecting Classroom Practice to Broader Goals

In recent years, as concerns that Japan’s students are passive, unimaginative test-takers have dominated the Japanese press, national educational guidelines have increasingly emphasized student qualities such as “initiative,” “autonomy,” “desire to learn,” and “active problem-solving.” As already evident in some of the earlier examples, the qualities discussed and advocated at the national level often find their way into the goals chosen by school faculties for their research lessons.

For example, in a school that had chosen student “initiative” as its research goal, third-grade teachers

who used to start the science unit on sound by asking students “What is the connection between sound and vibration?” redesigned the unit so that it began by having students build musical instruments. Their intent was to provoke *students* to ask about the connection between sound and vibration, rather than have teachers introduce the question.

In another school, where stimulating students’ “desire to learn” was chosen, teachers who had formerly taught about levers using small desktop models decided on a new approach. They would make poles and ropes available and challenge students to lift 40-kilogram sacks of sand using classroom furniture as fulcrums. Teachers talked about the effect of the materials on their goal of building students’ desire to learn: “How can you discover the beauty of a lever if you’re using it to lift something you could lift easily with your bare hands?”

Research lessons provide an opportunity for teachers to discuss big ideas currently shaping national educational debate, think them through, and bring them to life in the actual classroom. The impact of research lessons in connecting teachers with practice outside their school is reflected in the comments of teachers who said they attend national school research lessons “to see where Japanese education is going” and “to find out what’s new.”

Teachers also reported that research lessons connected them with teachers *within* their schools. A teacher who had just completed a research lesson commented:

The research lesson is not over yet. It’s not a one-time lesson; rather, it gives me a chance to continue consulting with other teachers. For example, I may say to other teachers, “I want to ask you about my last lesson you saw. . . .” Then, the other teachers can provide me with concrete suggestions and advice because they have seen at least one lesson I conducted. We teachers can better connect with each other in this way.

4. Exploring Conflicting Ideas

Research lessons can also give teachers a chance to bring up, discuss, and perhaps reconcile competing goals or visions of education. The following discussion occurred after the pendulum research lesson:

Host Teacher: We have the feeling that recently in science education the process has been overemphasized and the results and conclusions underemphasized. We feel that the conclusions—what you might want to call children’s knowledge—have been underemphasized of late. Why is a lesson good simply because children are active?

Visiting Teacher: If children are making connections with daily life, then that’s science. [Reads a quote to that effect from the national science Guidelines.]

Host Teacher: Not just any kind of experience qualifies as science. If children leave here thinking that weight makes a difference in a pendulum swing, then there’s something wrong with the scientific process that’s going on here.

Visiting Teacher: Do you call it scientific reasoning if they get the right answer, but not if they don’t? When does it suddenly become unscientific thinking?

Research lessons expand teachers' ideas of what teaching can be.

In this conversation, two views of science education are coming into conflict. Is it more important to have students gain the factual knowledge that weight does not influence pendulum cycles or to be active, interested scientific experimenters? The research lesson system increases the likelihood that such opposing views of education will bump up against each other and that teachers will be forced to listen to and consider views different from their own.

In the discussion following a research lesson on solar batteries, several people suggested that the teacher should have used the students' words, rather than his own, to summarize the lesson. One teacher said, "I felt sorry for the students when the teacher concluded the lesson with his own summary statement." Another agreed that the teacher had pushed students' results into his own summarizing statements. Yet other teachers disagreed. One said:

I don't agree...that students' ideas were somehow stifled by the teacher's summary. As someone who doesn't know much about electricity, I found the teacher's summary helpful. Students who, like me, have limited knowledge about solar cells may have found the teacher's statement helpful, after hearing such a wide variety of [student] opinions.

As recent battles over both reading and mathematics attest, U.S. education is often plagued by pendulum swings between different educational approaches. How often do U.S. teachers have opportunities for conversations like the one above, where Japanese teachers debated the importance of facts vs. process in the context of a lesson they had all watched? Research lessons bring together teachers from the whole spectrum of viewpoints to plan, view, and discuss lessons. It seems likely that the more frequently different educational philosophies come into contact around a shared lesson, the more likely teachers are to notice the strengths of approaches that are different from their own and modify their practice so, for example, it attains a balance between scientific content and inquiry. An American teacher who saw our videotape of a Japanese research lesson commented: "How different American mathematics education might be if we saw each other's lessons and found out what other teachers actually meant by terms like 'constructivism.'"

5. Creating Demand

Richard Elmore (1996) has made the case that educa-

tion in the U.S. suffers not from a low *supply* of good educational programs, but a low *demand* for those programs. Demand occurs when teachers want to improve their practice—and when they can see the possibility of doing so. Research lessons expand teachers' ideas of what teaching can be. One Japanese teacher recalled how, early in her career, she burst into tears after seeing a wonderful research lesson by her fellow first-grade teacher:

I felt so sorry for my own students. I thought their lives would have been so much better if they'd been in the other teacher's class. You realize you have had a big impact on your students. You see how authoritarian teachers have very quiet classes. Teachers who value students' ideas have very active classes. You see how teachers are creating a class, not just teaching a lesson. The teacher's way of speaking and the teacher's way of getting angry are all passed on to the students.

Several principals expressed the view that research lessons build momentum for improvement much more effectively than direct leadership by the principal (see also Bjork, unpublished). One principal, a science expert, explained that he could have instructed his teachers who, he said, did not "know much about science." However, he relied instead on research lessons to stimulate demand for improvement among teachers:

It is necessary for teachers themselves to think about how to teach science, to tell their ideas frankly to other teachers, to get ideas from other teachers, and to improve themselves. The teachers in this school don't know much about science, but with their own knowledge, they will express their opinions as to what kind of lessons they want to do and what kind of teaching materials they want to develop.... Since there isn't a science specialist here, they don't know at all whether their ideas are good or bad. They come to me, but I try not to interject my own ideas. So who can advise them? Since this school will be...the site for the National Science Teachers' Association conference, teachers in Tokyo will assist this school because they want the research lessons at the Tokyo conference to be successful. Members of the Science Teachers' Association in Tokyo want to assist us. Our teachers can discuss with them how to design the flow of the lessons, and what kinds of teaching materials should be developed. Based upon their exchange of opinions, our teachers will redesign lesson plans...and then, they will conduct the research lessons. Our teachers and those teachers who assist them...will improve themselves together. That is how we work together.

6. Shaping National Policy

As already noted, research lessons are influenced by national educational policy, but, on occasion, the influence goes in the other direction. Solar energy, for example, entered the national *Course of Study* after individual classroom teachers pioneered research lessons on the topic. These lessons spread among teachers through the research lesson system, and were noticed by members of the national curriculum committee.

A second way in which research lessons can influence national policy is through the outside commentators invited to research lessons. Commentators are

(Continued on page 50)

Research Lessons

(Continued from page 17)

often classroom teachers, but they may also include principals, district resource teachers, university professors, and policymakers. When such people observe research lessons, they get instant feedback on how students and teachers are grappling with new subject matter, or with vague new national goals such as “initiative” and “autonomy.” For example, one invited commentator at the solar energy lesson was an elementary school principal who had served on the Ministry of Education committee that added solar energy to the national curriculum. At research lessons, he could see how this new content area was actually brought to life in the classroom, hear teachers’ questions and concerns, and see how students were dealing with the new content. He could share this information with individuals in a position to shape curriculum and textbooks, and he could spread word of exemplary techniques. Well-known teachers and principals may be invited to dozens of research lessons every year as commentators. They see how new approaches and topics are being implemented and understood in many different schools across Japan. In effect, this amounts to a system of “formative research” in which policy can be informed by actual classroom education.

7. Honoring the Role of Classroom Teaching

As is undoubtedly clear, research lessons acknowledge Japanese teachers’ central position in Japanese education. Teachers are not expected to be passive recipients of whatever new reform comes along; they help to shape and change classroom education. Japan’s national educational guidelines underscore the idea that policy is created in the classroom, not on paper. These guidelines are remarkably terse. The entire Japanese *Course of Study for Elementary Schools* takes up just 122 pages of a 6 x 8 ½ inch booklet. The additional volume provided for each subject area is also brief and does not specify the particular teaching materials to be used. (The volume for all of elementary science, for example, covers 116 pages of a 6 x 8 ½ inch booklet.) The changes made to these documents—about once a decade—are often brief, abstract descriptions of new goals: “autonomy,” “initiative,” “desire to learn,” “problem-solving capacity.” When we first began our research, we found that goals this vague—provided without accompanying concrete examples—were frustrating. Yet they probably reflect an underlying assumption that policymakers cannot define good classroom practice; rather, research lessons provide a systematic way for teachers to bring policy to life, thoughtfully and collaboratively, in the classroom.

Research lessons also provide a way for Japanese classroom teachers to rise to national stature while remaining in the classroom. Although teachers do not receive increased salary or position because they conduct research lessons, they do, in some cases, become known throughout Japan, often publishing books and articles about their lessons. As we have interviewed teachers in various regions of Japan about the influences on their science teaching, we’ve had the odd experience of hearing them talk about teachers whose lessons we have also observed: “I don’t know him, but

I saw his research lesson nine years ago, and I realized I had seen a real student discussion for the first time,” said one Nagoya educator, about a Tokyo teacher whose lessons we had both seen, albeit eight years apart. The research lesson system provides a route to become nationally known that does not lead inexorably out of the classroom. It encourages teachers who have attained a high level of proficiency to remain in the classroom where they can continue to refine their craft and guide others who seek to become skilled teachers.

Research Lessons: What Are the Supporting Conditions?

Though it is difficult to isolate all the conditions that have made it possible for this extraordinary system to take root and flourish, here are several features of the Japanese educational landscape that have clearly played a part:

1. A Shared, Frugal Curriculum

The Japanese have a national curriculum, and by U.S. and world standards, it is very spare. As TIMSS (Third International Mathematics and Science Study) researchers found, Japanese eighth-grade science textbooks cover just eight topics, compared to an average of more than sixty-five for U.S. eighth-grade textbooks (Schmidt et al., 1997). Japanese textbooks are all brief, so there is substantial time to cover each of the small number of topics they study. For example, Japanese fifth-graders are expected to spend twelve science periods studying levers, although there are just a few pieces of knowledge that they are expected to take away. This allows plenty of time for hands-on exploration of how the force needed to lift an object differs depending on where the fulcrum is placed. Since Japanese teachers have a relatively large number of class periods to help students master a relatively small amount of science content, teachers can devote time to studying the most effective ways to present it, rather than to wading through massive textbooks to figure out what’s really important to teach (Lewis & Tsuchida, 1997, 1998; Stigler & Hiebert, 1997). The education standards, which are in the works in most states, could make U.S. science curricula more manageable but only if the people putting those standards together are willing to make some tough choices.

2. Collaboration Among Teachers

Collaboration is routine for Japanese teachers, so even without research lessons, teachers would not be isolated from one another as they commonly are in the United States. Japanese teachers plan lessons together as well as thirty or more days per year of schoolwide activities; they work together on many schoolwide committees; and since substitutes are not hired for short-term absences, they cover classes for one another. (Lewis, 1995; Sato, 1996; Sato & McLaughlin, 1992; Rohlen & LeTendre, 1996; Shimahara & Sakai, 1995). Accounts of Japanese elementary school life suggest that collaboration among students is emphasized and competition avoided (e.g., Lewis, 1995). And teacher collaboration is undoubtedly part of the same cultural attitude. Electing a “teacher of the year” is, for example, an American practice that surprises many

Japanese teachers who visit the U.S.

The oft-noted finding that the Japanese attribute success to hard work rather than ability (Stevenson & Stigler, 1992) is not limited to students. Teachers also believe that they can improve their teaching if they work hard at it, and collaborative study of lessons is seen as an important way of doing this:

Our textbooks are very thin, with few explanations. . . . Teachers have to fill in the blanks between the lines in the textbook. That is why we have to study about lessons. . . . Unless you improve your own skills, you can't do a good lesson even with a good lesson plan or good textbooks. Precisely because of this belief, we all do open lessons and try to improve our teaching skills. If you isolate yourself and do whatever you wish to do, I don't think you can ever conduct good lessons.

Japanese teachers do not feel that collaboration is antithetical to developing one's own ways of doing things. Far from it, as two Japanese teachers indicate:

Even if you copy someone else or are copied by someone else, I don't think anything can be absolutely the same. So, I think it is all right to copy others.

If you shoot for originality too early in your development as a teacher, you're likely to fail. Initially, you must take a lot from others. But ultimately, to move to a higher level of teaching, your lesson must become your own original thing, not simply imitation of others. But it's through imitating others' lessons that you create your own authentic way of teaching.

It is *not* the case (despite accounts to the contrary) that Japanese elementary teachers have more time for collaboration than their U.S. counterparts; daily time with students is comparable or longer in Japan (see Lewis, 1995). However, general support for teachers and for their professional development activities may be greater in Japan (U. S. Department of Education, 1987). For example, Japanese parents expect that children will return home early on the regular occasions when teachers meet to discuss research lessons or attend research lessons at other schools.

3. Self-critical Reflection

Within Japanese schools, as within the larger Japanese culture, *hansei*—self-critical reflection—is emphasized and esteemed (Lewis, 1995; Rohlen, 1976). Teachers and students both set goals for self-improvement in a “quest for character improvement [that] is close to being a national religion” (Lewis, 1995; Rohlen, 1976, p.128). At the same time, there is much less emphasis on external evaluations (merit reviews, checklist evaluations, etc.) of teachers, and this undoubtedly creates a greater feeling of safety about revealing one's weaknesses (Bjork, unpublished; Heine & Lehman, in press). Criticizing oneself has a decidedly different emotional meaning when it is established and valued, as it seems to be in Japan. Indeed, identifying one's shortcomings and gracefully accepting criticism seem to be ways of showing competence, not failures to be avoided. Nor is a critique typically focused on a single individual; collaborative planning of research lessons means that criticism is generally shared with several colleagues.

4. Stability of Educational Policy

Although some Japanese educators complain that Japanese education is slow to change, (Shimahara & Sakai, 1995; Horio & Platzer, 1988), overall stability may make it easier to concentrate on policy changes that do occur. The comments of a Ministry of Education official suggest a surprisingly long timetable for change:

We change the *Course of Study* about every ten years. But the truth is that ten years is too short a time to change classroom education. If we greatly changed the *Course of Study* every ten years, teachers would be turning their heads this way and that so often that their necks would break. So we make major changes in the *Course of Study* only every twenty years or so, and in between it's just fine-tuning.

Epilogue

On day two of the research lesson, Mr. Ohara begins science class by asking students to report the results of the previous day's experiments. As students volunteer their results, he records them on the blackboard and then regards the findings with a puzzled expression: “From these results here, I can't say at all what we found—if we found that [variable] A, B, or C, was important. Here it says A alone; here it says C alone. . . . What should we do? . . . Different groups found different results.” Students comment that some students changed weight at the same time as length, and several students offer the opinion that everything but the variable under study needs to be kept the same. Students then suggest crossing out the experiments that don't meet this criterion. When this is done, a pattern suddenly emerges: The properly controlled experiments show that the length of the pendulum, but not the weight, was important. As students see that the controlled experiments give clear results on two of the variables, the feeling of “aha” in the classroom—not just among students, but among the observing teachers—is almost palpable.

For us as observers, the second day's lesson was stunning. Believers though we were in the power of student-centered instruction, we never imagined that the sloppy experiments of the prior day could be salvaged, let alone turned into such a powerful “aha.” Although much remains to be learned about the nature and impact of research lessons in Japan, we felt no doubt about its dramatic impact on us: Mr. Ohara's lesson pushed us to think, in ways large and small, about the nature of good teaching, about how good practices are honed and spread, and about how teachers can be recognized and supported as they reinvent policy in the classroom. □

This article is based on work supported by the National Science Foundation under Grant No. REC-9355857. Any opinions, findings, and conclusions or recommendations expressed in this material are those of the authors and do not necessarily reflect those of the National Science Foundation. The initial phase of the authors' inquiry was supported by a small grant from the Spencer Foundation and by the Abe Fellowship Program of the Social Science Research Council and the American Council of Learned Societies, with funds provided by the Japan Foundation's Center for Global Partnership.

(Continued on next page)

References

- Bjork, C. (unpublished). Cultural foundations for professional growth: The influence of community in Japanese schools.
- Elmore, R. (1996). Getting to scale with good educational practice. *Harvard Educational Review* 66:1, 1-26.
- Heine, S.J., & Lehman, D.R. (in press). Culture, self-discrepancies, and self-satisfaction. *Personality and Social Psychological Bulletin*.
- Horio, T., & Platzer, S. (1988). *Educational thought and ideology in modern Japan*. Tokyo: University of Tokyo Press.
- Ito, Y. (1994). *Kyoshi bunka gakkobunka no nichibei hikaku* (Teacher culture, school culture: A Japan-U.S. comparison) In Inagaki, T., & Kudomi, Y. (Eds.), *Nihon no kyoshi bunka* (The culture of teachers in Japan) (pp. 140-156). Tokyo: University of Tokyo Press.
- Lewis, C. (1995). *Educating hearts and minds: Reflections on Japanese preschool and elementary education*. New York: Cambridge University Press.
- Lewis, C. & Tsuchida, I. (1997). Planned educational change in Japan: The shift to student-centered elementary science. *Journal of Educational Policy* 12, No. 5, 313-331.
- Lewis, C. & Tsuchida, I. (1998). The basics in Japan: The three C's. *Educational Leadership* 55:6, 32-37.
- Rohlen, T. (1976, Spring). The promise of adulthood in Japanese spiritualism. *Daedalus*, 125-143.
- Rohlen, T. (1983). *Japan's high schools*. Berkeley: University of California Press.
- Rohlen, T. & LeTendre, G. (1996). *Teaching and learning in Japan*. New York: Cambridge University Press.
- Sato, N. Honoring the individual in Rohlen, T. & LeTendre, G. (1996). *Teaching and learning in Japan*. New York: Cambridge University Press.
- Sato, N., & McLaughlin, M. W. (1992, January). Context matters: Teaching in Japan and in the United States. *Phi Delta Kappan*, 359-366.
- Schmidt, W.H., McKnight, C.C., & Raizen, S.A. (1997). *A splintered vision: An investigation of U.S. science and mathematics education*. Boston: Kluwer Academic Publishers.
- Shimahara, N., & Sakai, A. (1995). *Learning to teach in two cultures*. New York: Garland.
- Stevenson, H. & Stigler, J. (1992). *The learning gap*. New York: Summit.
- Stigler, J. & Hiebert, J. (1997). Understanding and improving mathematics instruction: An overview of the TIMSS video study. *Phi Delta Kappan*, 79:1, 14-21.
- U.S. Study of Education in Japan (1987). *Japanese education today*. U.S. Department of Education. Washington, DC: Government Printing Office.

Ideas for Establishing Lesson-Study Communities

Many educators in the United States have recently become interested in lesson study, a professional development approach popular in Japan, as a promising source of ideas for improving education (Stigler and Hiebert 1999). Numerous schools and school districts have attempted to use lesson study to improve their teaching practice and student learning (Council for Basic Education 2000; Germain-McCarthy 2001; Lewis 2002; Research for Better Schools 2002; Stepanek 2001; Weeks 2001).

Teachers at one such school, Paterson Public School in Paterson, New Jersey, have been conducting lesson study since 1999. Cynthia Sanchez, a sixth-grade teacher, shared some of her experiences in *Currents* (2002), the Research for Better Schools newsletter:

While preparing the lessons, the group and I were very thoughtful. We looked at everything from how to introduce a new lesson to antici-

pated student responses, the use of the blackboard, manipulatives, and student engagement. This made me realize that there is more to teaching math than just opening a textbook and working on problems, or “spoon feeding” formulas just to get quick answers. (p. 5)

The concept of lesson study originated in Japan, where it is widely viewed as the foremost method of professional development for teachers (Fernandez et al. 2001; Lewis 2000; Lewis and Tsuchida 1998; Shimahara 1999; Stigler and Hiebert 1999; Yoshida 1999). Lesson study is an important feature of the Japanese educational system and has enabled Japanese elementary school teachers to improve their classroom instruction (Lewis and Tsuchida 1998; Stigler and Hiebert 1999; Takahashi 2000; Yoshida 1999). In fact, Japanese mathematics instruction has transformed from teacher-directed instruction to child-centered instruction during the past fifteen years (Lewis and Tsuchida 1998; Yoshida 1999). The ability to make this change has widely been attributed to the efforts of lesson study.

What Is Lesson Study?

During lesson study, teachers work collaboratively to—

- formulate long-term goals for student learning and development;

By Akihiko Takahashi and Makoto Yoshida

Akihiko Takahashi, atakahas@depaul.edu, DePaul University in Chicago, was an elementary teacher in Japan for nearly twenty years before coming to the United States to obtain a Ph.D. in mathematics education at the University of Illinois at Urbana-Champaign. During his teaching career in Japan, he was active nationally in the process of lesson study to improve Japanese mathematics teaching and learning. Makoto Yoshida, myoshida@globaledresources.com, is founder and president of Global Education Resources (GER) in New Jersey. GER supports professional development of mathematics teachers through implementation of lesson study in schools and school districts across the United States. His doctoral dissertation on lesson study in Japan, presented to the University of Chicago, helped introduce lesson study to the United States and is cited in Stigler and Hiebert's book, The Teaching Gap (1999).



Photograph by Akihiko Takahashi; all rights reserved

- plan, conduct, and observe a “research lesson” designed to bring these long-term goals to life, as well as to teach particular academic content;
- carefully observe student learning, engagement, and behavior during the lesson; and
- discuss and revise the lesson and the approach to instruction based on these observations (Lewis 2002).

The research lesson is taught in a regular classroom, and participants observe as the lesson unfolds in the actual teaching-learning context. Debriefing following the lesson develops around the student-learning data collected during the observation. Through the lesson-study process, participants are given opportunities to reflect on the teaching process as well as on student learning (Murata and Takahashi 2002; Yoshida 1999). **Figure 1** shows a typical model of school-based lesson study. A lesson-planning group develops a research lesson and implements it in a classroom. All the members of the lesson-study group observe the lesson and collect data, then engage in debriefing the lesson. As a result, the lesson is sometimes revised and implemented again in other classrooms. This is called a lesson-study cycle. Other teachers at the school often observe

these lessons. When the school decides to open its research lesson to the public, groups from outside the school such as teachers, educators, and university professors have an opportunity to attend this “lesson-study open house.” At this event, all the participants can observe the research lessons and engage in discussions of those lessons in order to think about improving teaching and learning. This system contributes to the development of new ideas for teaching and learning as well as images of good teaching practices in the classroom.

This article draws on our experiences as practitioners, educators, and researchers of lesson study in the United States and Japan. We describe what lesson study is and why it is significant, and discuss how teachers can begin effective lesson-study activities at their own schools in order to improve teaching and learning.

Why Is Lesson Study Powerful?

Lesson study has played an important role in professional development in Japan since the beginning of Japanese public education more than a hundred years ago. One reason for this popularity might be

that lesson study gives Japanese teachers opportunities to—

- make sense of educational ideas within their practice;
- change their perspectives about teaching and learning;
- learn to see their practice from the child's perspective; and
- enjoy collaborative support among colleagues.

For example, one Japanese teacher said the following about lesson study:

It is hard to incorporate new instructional ideas and materials in classrooms unless we see how they actually look. In lesson study, we see what goes on in the lesson more objectively, and that helps us understand the important ideas without being overly concerned about other issues in our own classrooms. (Murata and Takahashi 2002)

Why is lesson study so appealing to so many researchers and educators in the United States? We think it is because lesson study has certain characteristics that set it apart from typical professional development programs.

First, lesson study gives teachers the opportunity to see teaching and learning as it takes place in the classroom. Lesson study provides the context for teachers to focus their discussions on planning, implementation, observation, and reflection on classroom practice. By looking at actual classroom practice, teachers are able to develop a common understanding or image of what good teaching practice entails, which in turn helps students understand what they are learning.

Another unique characteristic of lesson study is that it keeps students at the heart of the professional development activity. Lesson study provides an opportunity for teachers to carefully observe students during the learning process and discuss actual classroom practice.

A third characteristic of lesson study is that it is teacher-led professional development. Through lesson study, teachers are actively involved in the process of instructional change and curriculum development. Paterson Public School No. 2 in Paterson, New Jersey, a pre-K to grade 8 urban school that serves a population of mostly Latino and African-American students, has been implementing lesson study since 1999. Principal Lynn Liptak shared her thoughts about the differences

between lesson study and traditional professional development in the United States in Lewis's *Lesson Study: A Handbook of Teacher-Led Instructional Change* (2002). Liptak explained that lesson study is teacher-led professional development in which all the participants reciprocally learn from one another's experiences. In addition, the collaboration through lesson study helps reduce isolation among teachers and develops a common understanding of how to systematically and consistently improve instruction and learning in the school. For example, teachers can establish a common expectation for student learning in the classroom and provide consistent and coherent instruction in the entire school. Moreover, lesson study is a form of research that allows teachers to take a central role as investigators of their own classroom practices and to become lifelong, autonomous thinkers and researchers of teaching and learning in the classroom.

Another important characteristic of lesson study is that it has played a significant role in improving curricula, textbooks, and teaching and learning materials in Japan. In fact, most Japanese mathematics textbook publishers employ classroom teachers who are deeply involved in lesson study as authors, and their materials are often based on classroom teaching and learning through lesson study. As a result, the content of student textbooks and teacher guides is focused, connected, and coherent in order to help students construct an understanding of the mathematics they are learning (Schmidt, Houang, and Cogan 2002).

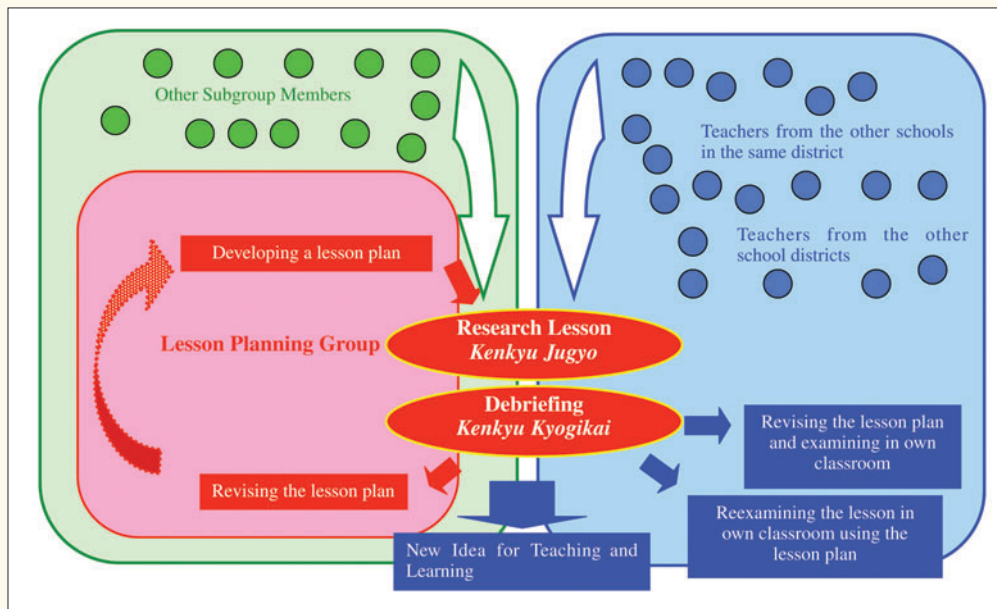
How Can You Begin Lesson Study?

Create an informal study group

Because lesson study is a form of teacher-led professional development, any teacher can begin lesson study by starting to collaborate with other teachers. Effective models of lesson study in Japan often begin as grassroots movements by enthusiastic teachers rather than as top-down formations (see Yoshida [1999] and Lewis [2002]). For example, lesson study at Paterson Public School No. 2 started as a voluntary study group in 1999. Soon, members of the group were able to spread the idea of lesson study at the school and convinced other classroom mathematics teachers to join them. Now, the school is conducting school-based lesson study and trying to provide consistent and coherent

Figure 1

A typical lesson study



mathematics education to its students. Informal study groups that focus on improving mathematics teaching and learning can be a step toward developing a lesson-study group. If you are not already part of such a group, you might initiate the practice by sharing what happened in your mathematics class with your colleagues during a grade-level meeting or prep time. You do not have to begin lesson study with all the teachers at your school. Forming a comfortable, collaborative group is the most desirable step toward beginning successful lesson study.

Experience lesson study

The idea of lesson study is simple: collaborating with fellow teachers to plan, observe, and reflect on lessons. Developing effective lesson study, however, can be a complex process (Lewis 2002). In order to be effective, lesson study must become a cultural activity, woven into the fabric of teachers' everyday teaching experiences. Teachers cannot learn effective lesson study simply by reading about it. They must experience it firsthand by participating in it on a long-term basis. Stigler and Hiebert (1998) and Gallimore (1996) claim that the cultural script can influence observable instructional pattern. The written recommendations, demonstrations, and one-shot workshops that have

characterized U.S. educational reform cannot easily fix or improve the cultural script.

Practicing lesson study makes it possible to learn such subtle yet important things as how a lesson plan for lesson study is different from a traditional lesson plan, why such a detailed lesson plan is necessary, what kinds of data must be collected during observation in order to conduct meaningful discussions, and how to carry out effective debriefings.

Identify your research goal or theme

All the members of the lesson-study group determine the lesson-study goal or theme and the subject to study. For example, the Chicago Lesson Study Group, a small group launched in the fall of 2002, decided to investigate how to improve the teaching and learning of measurement in the elementary and middle-school grades. Members of the group chose this theme because standardized test scores showed that measurement was the weakest area in mathematics for their students and because measurement was the most difficult topic for them to teach. This theme emerged from a discussion about what topics teachers found difficult to teach. Paterson Public School No. 2 chose "fostering student problem-solving and responsibility for learning" as its lesson-study goal by identifying



students' weaknesses in mathematics throughout the K–8 program. At the beginning of the 2003–04 school year, however, teachers realized that they needed to expose students to many different solutions to a problem in order to help them develop good problem-solving skills. The students needed to be able to share their ideas and record what was shared to retain their learning. After identifying this professional growth target, the teachers refined their 2003–04 lesson-study goal as “to encourage, record, and share student thinking.” This goal was written not only for the students but also for the teachers. The teachers believed that they were lacking such skills themselves. By developing this goal, the school is trying to cope with inadequate skills among students and teachers in the hope of providing consistent education throughout the school.

Decide on a topic to investigate

Students are the center of classroom teaching; therefore, identifying which topics students have difficulty with is the obvious place to start in deciding on a topic. Another way to choose the topic is to determine the most difficult or uncomfortable topic to teach among the group members. Recent changes in standards or curriculum, or the time of year to conduct the research lesson, might

become issues to consider when choosing the topic. Regardless of how you choose the topic, do not choose an isolated topic for lesson study. Choose topics that are important in the curriculum, and think about the topic as a unit of lessons instead of a single lesson. The word “lesson” sometimes creates a misunderstanding of the lesson-study process. Teachers do work to develop a research lesson, but it must be connected to other lessons in the unit in order to maximize the learning results.

Investigate a variety of materials

Even after identifying a lesson-study theme, it still is too early to develop a lesson plan. Some groundwork is necessary. For example, if a group decides to explore how to teach measurement of the area of a rectangle to fourth-grade students, the group must know how this topic relates to other topics in the same grade, what prior knowledge students should have, and how this topic can help students learn new mathematics concepts in future classes. Moreover, teachers must know what kind of instructional materials various textbooks use to teach this topic to students, and what the research suggests (if anything) about methods for teaching the topic. Good understanding of the content and the relationships among topics is very important in order to carry out effective lesson study. This investigation is called *Kyouzai-kenkyuu* in Japanese. It means studying—

- a variety of teaching and learning materials, such as curricula, textbooks, worksheets, and manipulatives (for example, investigating how the topic you chose relates to the sequence in the curriculum, what prior knowledge is necessary for teaching this topic, and how various instructional materials present new concepts of the topic);
- a variety of teaching methods;
- the process of student learning, including students' typical misunderstandings, mistakes, and anticipated solutions to problems, as well as how teachers can react to them;
- the state of students' learning (what they know or are able to do); and
- research related to the topic.

Japanese teachers often begin this process by examining and comparing teacher's guides published by different textbook companies.

Develop a research lesson and write a lesson plan

Japanese teachers usually make a simple unit plan before developing the research lesson. They first determine the main mathematical concepts they need to help their students understand the topic. They also consider how many lessons they can afford to teach in the unit, how the students can learn new mathematical concepts by recalling their prior knowledge, what are the most important or difficult concepts the students must learn, how the research lesson that introduces important mathematical concepts fits into the whole unit plan, and so on. The Japanese teachers generally believe that one lesson cannot guarantee that all students will acquire the mathematical concepts they need to understand; therefore, they believe that a good instructional plan for the unit is important. Once they have chosen the research lesson topic, the teachers begin developing the lesson and write a very detailed lesson plan.

Japanese teachers use many different types of lesson plans. Although no single universal form is available, every lesson plan is expected to provide lesson-study participants with such information as—

- why the lesson-planning group decided to use a certain problem for the lesson;
- why the group chose a particular manipulative; and
- why the group used particular wording for the important questions.

To answer these questions, a typical lesson plan includes the title of the lesson, the lesson goal, the relationship to the standards or curriculum, information about the lesson (such as the background and rationale), the expected learning process, and evaluation points to determine whether students are learning. Teachers in a novice lesson-study group might want to begin writing their lesson plans using the provided lesson-plan format.

Conduct a research lesson and a debriefing

Respecting the natural atmosphere of the class is always a priority during a research lesson; therefore, a research lesson ideally should be held in the instructor's regular classroom. If the regular classroom cannot hold enough participants, however, the instructor might teach the research lesson in a larger classroom. Out of respect for maintaining

the natural environment, neither the members of the lesson-planning group nor participants should give any advice, coaching, or comments to students because (1) it distracts from the natural interaction between the students and the instructor; (2) it affects the data that the lesson-planning group is collecting; and (3) in the regular class, having many teachers helping the students is not common.

The main goals of observing a research lesson are to understand student thinking and learning processes, collect the data to back up those points, and determine how students received the plan of the lesson so the observers understand what the teachers intended to teach. To collect the most useful data, observers must adhere to the following guidelines:

- Collect data with the lesson goal in mind.
- Use the lesson plan, seating chart, and worksheets to record observations.
- Document student learning processes, including the many ideas for solving the problem, common misunderstandings the students had, and how and when their understanding changed.

A debriefing is usually held immediately after the research lesson. Holding the debriefing in the classroom in which the research lesson was held might be a good idea because participants can see the blackboard writing and the materials that the



Photograph by Akihiko Takahashi; all rights reserved

students used during the lesson. In addition, teachers should bring all the resources (such as textbooks, teacher's manuals, and manipulatives) that they used to develop the lesson, as well as data collected from the lesson (such as observation notes, students' worksheets and notebooks, and notes from pilot lessons).

Before the debriefing, several people should be assigned to conduct the debriefing session—usually a facilitator, a recorder (note taker), and a final commentator. The facilitator, who typically is one of the more experienced lesson-study practitioners at the school, keeps the discussions focused during the debriefing. The note taker keeps minutes of the meeting and is responsible for writing a summary of the important things discussed.

The debriefing session usually begins with an instructor's short comments on his or her teaching. The instructor addresses how the lesson went, what difficult decisions he or she made during the lesson, and what he or she would like to discuss with participants. Next, a member of the lesson-planning group explains the lesson plan. The instructor's comments and the lesson-plan explanation are meant to set the focus and tone of the discussion. Therefore, the lesson-planning group must carefully think about these comments in order to lead the discussion toward the predetermined goals. The facilitator must also know the goals so that he or she may direct and guide the discussion appropriately.

Next, data collected by the lesson-planning group may be discussed in relation to the focus of the discussion previously identified. The main purpose of the discussion is to find out how the students understand and learn the topic through the research lesson. Discussing student learning based on the evidence collected during the observation is important.

Afterward, the discussion is open to all the participants, usually beginning with a focus on the topics of discussion, then gradually opening up to a more general discussion. Discussion is always focused on the lesson, however, not on other topics such as how the school conducts lesson study, how teachers create time to do lesson study, and so on. Remembering that the skill of the facilitator greatly affects the quality of the discussion is important.

At the end of the session, a final commentator (*Koshi*) is given an opportunity to summarize the session. In the United States, the final commentator is usually invited from outside the group or school. Sometimes the commentator is the person

conducting lesson study with the group as an outside advisor, or is someone who does not know much about the group's lesson study but is able to contribute his or her pedagogical and content knowledge. Some important qualities that this person should have are—

- the ability to read the audience and provide appropriate comments that help participants learn or want to learn;
- the ability to point out something that no one in the audience noticed but is important to learning about the topic; and
- an attitude that he or she is also a learner through the lesson study and an appreciation of the teachers' efforts.

More information about guidelines for lesson observations and debriefings is available in *Lesson Study: A Handbook of Teacher-Led Instructional Change* (Lewis 2002) and the spring/summer 2002 issue of *Currents* (Research for Better Schools 2002).

Write a summary of a research lesson

Although the research lesson and its debriefing are finished, the lesson-study activity should not end at this point. The lesson-planning team should meet again to reflect on the whole lesson-study process and summarize it in writing. We have already mentioned why a detailed lesson plan that can be a record of the lesson activity is important. Storing or distributing the lesson plan by itself, however, is not effective in developing a professional community of teachers. Accompanying the lesson plan with teachers' written reflections and samples of students' work to complete the summary of the research lesson is a good idea. Research-lesson summaries in Japan vary in their content, but they usually include what group members have learned in the course of planning, conducting, and discussing the lesson; the notes from the debriefing; and sample student work. The summaries also may include a word-by-word transcription of the segment of the lesson that shows the student-teacher interaction and highlights the learning of the topic. This helps the reader of the report construct a vivid image of what happened during the lesson and helps the writer recall the image.

At the end of the school year, lesson-study groups in Japan often gather all the research-lesson reports to compile a lesson-study report. In school-

based lesson study, each sub-group that developed a research lesson brings its research-lesson reports to the research committee to be compiled as a lesson-study report. The report usually includes the lesson-study goal, the rationale for setting the goal, reflections about lesson study at the school, a summary of achievements, and a list of the investigative/research tasks. These lesson-study reports usually are stored at each lesson-study group site as well as at the board of education and education centers. In addition, some lesson-study groups seek to publish their reports. In Japan, teachers publish more than educational researchers, and many of the research-lesson reports developed through lesson study are available at large bookstores.

Conclusion

Research, as well as many educational associations in the United States, suggests that mathematics classes should shift from traditional teacher-led instruction to student-centered instruction. As a result, many schools and teachers are working hard to change their classroom teaching to maximize student learning. Many educational reports published in recent years encourage collaboration among teachers. Professional development through lesson study provides many qualities of the professional development approaches that have been suggested to improve classroom practice and learning. It is collaborative and concrete, and it has student learning and understanding as its center. It is continuous and teacher-led. The lesson-study approach permits teachers to be involved in professional development as active learners, as they expect their students to be involved in their own learning.

The following Web sites contain information on future research lesson events and lesson study:

- Global Education Resources:
www.globaledresources.com
- Lesson Study Group at Mills College:
www.lessonresearch.net
- Lesson Study Research Group at Teacher's College, Columbia University:
www.tc.columbia.edu/lessonstudy
- Research for Better Schools:
www.rbs.org/index.shtml

Beginning lesson study and embarking on the road to improving teaching is within the reach of any teacher or group of teachers with enthusiasm and commitment to the profession.

References

- Council for Basic Education. "The Eye of the Storm: Improving Teaching Practices to Achieve Higher Standards." Paper presented at the Wingspread Conference, Racine, Wisc., September 24–27, 2000.
- Fernandez, Clea, Sonal Chokshi, Joanna Cannon, and Makoto Yoshida. "Learning about Lesson Study in the United States." In *New and Old Voices on Japanese Education*, edited by E. Beauchamp. New York: M. E. Sharpe, 2001.
- Gallimore, Ronald. "Classrooms Are Just Another Cultural Activity." In *Research on Classroom Ecologies: Implication for Inclusion of Children with Learning Disabilities*, edited by D. L. Speece and B. K. Keogh. Mahwah, N.J.: Erlbaum, 1996.
- Germain-McCarthy, Yvelyne. *Bringing the NCTM Standards to Life: Exemplary Practice for Middle Schools*. Larchmont, N.Y.: Eye on Education, 2001.
- Lewis, Catherine. "Lesson Study: The Core of Japanese Professional Development." Paper presented at the American Educational Research Association, April 2000.
- . *Lesson Study: A Handbook of Teacher-Led Instructional Change*. Philadelphia, Pa.: Research for Better Schools, 2002.
- Lewis, Catherine, and Ineko Tsuchida. "A Lesson Is Like a Swiftly Flowing River: How Research Lessons Improve Japanese Education." *American Educator* (winter 1998): 14–17, 50–52.
- Murata, Aki, and Akihiko Takahashi. "Vehicle to Connect Theory, Research, and Practice: How Teacher Thinking Changes in District-Level Lesson Study in Japan." Paper presented at the twenty-fourth annual meeting of the North American chapter of the international group of the Psychology of Mathematics Education, Columbus, Ohio, 2002.
- Research for Better Schools. "What Is Lesson Study?" *Currents* 5 (spring/summer 2002).
- Schmidt, William, Richard Houang, and Leland Cogan. "A Coherent Curriculum: The Case of Mathematics." *American Educator* (summer 2002): 1–17.
- Shimahara, Nobuo K. "Japanese Initiatives in Teacher Development." *Kyoiku Daigaku Gakko Kyoiku Sentaa Kiyō* 14 (1999): 29–40.
- Stepanek, Jennifer. "A New View of Professional Development." *Northwest Teacher* 2 (2001): 2–5.
- Stigler, James, and James Hiebert. "Teaching Is A Cultural Activity." *American Educator* (winter 1998): 1–10.
- . *The Teaching Gap: Best Ideas from the World's Teachers for Improving Education in the Classroom*. New York: Free Press, 1999.
- Takahashi, Akihiko. "Current Trends and Issues in Lesson Study in Japan and the United States." *Journal of Japan Society of Mathematical Education* 82 (2000): 15–21 (in Japanese).
- Weeks, Denise J. "Creating Happy Memories." *Northwest Teacher* 2 (2001): 6–11.
- Yoshida, Makoto. "Lesson Study: A Case Study of a Japanese Approach to Improving Instruction through School-Based Teacher Development." PhD diss., The University of Chicago, 1999. ▲